



Date .....

User name .....

Responsible .....

### Wheelchair measures

Seat width (LS)                    33   36   39   42   45   48  
 The seat width is measured from the outer sides of the frame, while the distance between the two side guards is 1.5 cm wider.

Seat depth (PS)                    35   37,5   40   42,5   45   47,5   50  
 The real seat depth, from the front part of the seat cloth to the backrest tube will be 1,5 cm more than the declared one.

Footplate distance (DP) .....                    (Real distance between seat and footplate)  
**IMPORTANT NOTICE! From the footplate to the floor minimum 4cm.!! (Minimum Front height = DP + 4cm.)**

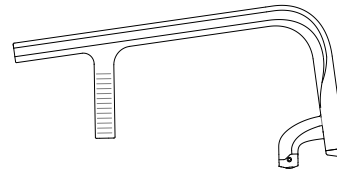
Setting                                    ☆ Standard                     Prudential                     Active

Backrest Height (TS)                    Std.Value 33,5 .....(min 24.5-max 47)

Camber                                    ☆ 0°    2°    4°

### Front frame

☆ Carbon fibre frame, Angle 90°



### Front height - Tick the box with the required height

The possible difference in height between HIGH frame and LOW frame is 3cm (with same fork, caster and assembly hole).

|   | <i>SPORT fork (H95)</i>                                      | <i>Small size fork (H115)</i>   |
|---|--|---|
| <b>LOW FRAME 90°</b><br>Front height (min 44,5 - max 50)<br>Footplate distance (min 34,5 )<br><br>Footplate distance (min 18) with<br>U-TUBE Aluminium footplate  | Casters  | Casters   |
|   | 3" <input type="checkbox"/> ~45 <input type="checkbox"/> ~46 | 3" <input type="checkbox"/> ~45,5 <input type="checkbox"/> ~47                              |
|   | 4" <input type="checkbox"/> ~46 <input type="checkbox"/> ~47 | 4" <input type="checkbox"/> ~46,5 <input type="checkbox"/> ~48 <input type="checkbox"/> ~49 |
|   | 5" <input type="checkbox"/> ~48,5                            | 5" <input type="checkbox"/> ~49 <input type="checkbox"/> ~50                                |
| <b>HIGH FRAME 90°</b><br>Front height (min 47,5 - max 53)<br>Footplate distance (min 37,5 )<br><br>Footplate distance (min 21) with<br>U-TUBE Aluminium footplate | Casters  | Casters   |
|   | 3" <input type="checkbox"/> ~48 <input type="checkbox"/> ~49 | 3" <input type="checkbox"/> ~48,5 <input type="checkbox"/> ~50                              |
|   | 4" <input type="checkbox"/> ~49 <input type="checkbox"/> ~50 | 4" <input type="checkbox"/> ~49,5 <input type="checkbox"/> ~51 <input type="checkbox"/> ~52 |
|   | 5" <input type="checkbox"/> ~51,5                            | 5" <input type="checkbox"/> ~52 <input type="checkbox"/> ~53                                |

The real front-seat height could be slightly different from the chosen one considering it is affected by seat depth and rear seat height.

Rear height .....

The difference between Front Height and Rear Height must be in the 3 - 12 cm range.

- Rear wheels 22" (min 36 - max 44)
- Rear wheels 24" (min 38 - max 46)
- Rear wheels 25" (min 39 - max 47)
- Rear wheels 26" (min 41 - max 48)

### Seat

☆ Seat cloth with pocket (under seat)

Seat with tension straps

08883

Carbon rigid seat

08336

Pocket (under seat) [25x11x4,5]

08281

Date ..... Order ..... User name ..... Address .....

**CUSTOMIZE COLORS**

**1 Fork colour**

☆ Opaque black

- Bright silver
- Bright anthracite
- Pearl white
- Bright red
- Bright orange
- Bright blue
- Bright fuchsia
- Bright lime

08342 £ 55

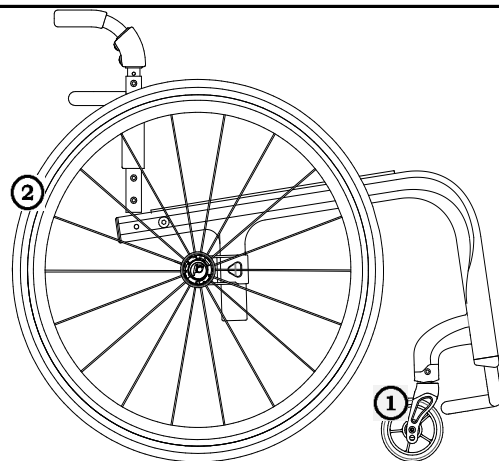
**2 Colour rear wheels**

To be matched only with:Rear wheels Ultra-light Progeo - Standard! (22 - 24)

☆ Black

- Bright silver
- Bright anthracite
- Pearl white
- Bright red
- Bright orange
- Bright blue
- Bright fuchsia
- Bright lime

04692 £ 55



**Rear wheels axle**

☆ Aluminum rear wheels axle

Carbon fiber rear wheels axle

(Lightest configuration)

07647

**Backrest**

☆ Adjustable velcro straps and padded transpiring upholstery

☆ Aluminium backrest

Titanium backrest

Carbon fibre backrest



06811

04389

**AIR Integrated posture backrest (NOT REMOVABLE)**

Carbon shell - Lateral retaining 7,5cm  
Depth adjustment ±1cm. - Angle adjustment ±10°  
not available for seat width 48

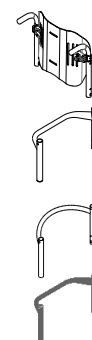
**Installation on:**

☆ Backrest tubes

Aluminium backrest

Titanium backrest

Carbon fibre backrest



06811

04389

| H 28                                      |                          | H 34                           |                          | H 40                           |                          |
|---|--------------------------|--------------------------------|--------------------------|--------------------------------|--------------------------|
| Backrest Height (TS)<br>min 34            |                          | Backrest Height (TS)<br>min 38 |                          | Backrest Height (TS)<br>min 44 |                          |
| ( ..... )                                 |                          | ( ..... )                      |                          | ( ..... )                      |                          |
| Lateral retaining wing A=high - R=regular |                          |                                |                          |                                |                          |
| A   | R                        | A                              | R                        | A                              | R                        |
|   |                          |                                |                          |                                |                          |
| <input type="checkbox"/>                  | <input type="checkbox"/> | <input type="checkbox"/>       | <input type="checkbox"/> | <input type="checkbox"/>       | <input type="checkbox"/> |

**Handle tube**

☆ Handle tube STD

Handle tube SPORT Without push handles

Handle tube with short tubes

Carbon fibre handle (with short tubes) **Weight reduction approx. 110gr.**

04390

**Not available with: Posture backrest PHYSIO - Posture backrest A I R**

Folding handles aluminium



02958

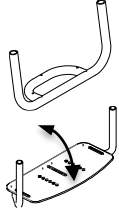
English

Date ..... Order ..... User name ..... Address .....


**Footplate**

☆ Aluminium footplate. Rake not adjustable


☆ Aluminium footplate  with plastic plate

○ One piece aluminium footplate - Flip-up! FLIP-BACK! - rake and depth adjustable  09420

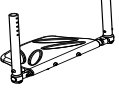
○ Aluminium footplate, rake and depth adjustable

☆ Internal  2/3 Internal  External  2/3 External  04456

○ U-TUBE - Aluminium footplate, rake and depth adjustable

Low Frame minimum footplate distance 18 - High Frame minimum footplate distance 21  09853

○ One piece Carbon fibre footplate. Rake adjustable

☆ Internal  External  04110

**Mudguard**

☆ Carbon fibre mudguard

Carbon fibre Straight sideguard

○ Removable version  08921

**Casters**

☆ 4" Soft

3" Sport

5" Soft

○ 3" Active Soft (wide) (Aluminium alloy rim) 06824

○ 4" Active Sport (narrow) (Aluminium alloy rim) 01398

○ 4" Active Soft (wide) (Aluminium alloy rim) 03943

○ 5" Active Soft (wide) (Aluminium alloy rim) 07518

○ 5" Pneumatic 10844

**Rear wheels**

☆ 24" Ultra-light Progeo - Standard!

22" Ultra-light Progeo - Standard!

25" Ultra-light Progeo - Standard! (colour: black)

26" Progeo - Standard! (colour: black)

○ 24" ULTRA-LIGHT PROGEO KEY SPORT Weight reduction approx. 450gr. 04383

○ 24" Ultra-light "Spinergy LX" 01685

○ 24" Ultra-light "Spinergy LXL"  Black hub and white spokes  Hub and spokes black 07846

○ 24" Ultra-light "Spinergy Flex rim" Integrated aluminium/rubber handrim 02270

○ 25" Ultra-light "Spinergy LX" 02101

○ 25" Ultra-light "Spinergy LXL"  Black hub and white spokes 07847

○ 26" Ultra-light "Spinergy LX" 02102

○ 24" Off-road (aluminium handrim black) 01392

**Rear wheel tyre**

☆ High pressure tyre (22"-24"-25"-26")

High pressure profile tyre (24")

○ Marathon Plus (24"-25") with anti-puncture protection 01669

○ Anti-puncture - Colour Grey (22") 04181

○ Solid tyre Kik Mako - Colour Black (24") 01041



○ Solid tyre Kik Mako - Colour Grey (24") 01751

English



|             |              |                  |                |
|-------------|--------------|------------------|----------------|
| <u>Date</u> | <u>Order</u> | <u>User name</u> | <u>Address</u> |
|-------------|--------------|------------------|----------------|



|   |                   |   |       |
|---|-------------------|---|-------|
| <b>Handrim - Wheel distance</b>                                       |                   | ★ 3 cm □ 4 cm   |       |
| <input checked="" type="checkbox"/> Aluminium                         | (22"-24"-25"-26") |   |       |
| <input type="checkbox"/> Aluminium black SOFT-TOUCH                   | (24"-25")         | (24" handrim, on 25" wheel is installed with spacers) | 09170 |
| <input type="checkbox"/> Chromed Steel                                | (24"-25")         | (24" handrim, on 25" wheel is installed with spacers) | 01684 |
| <input type="checkbox"/> Titanium                                     | (24"-25")         | (24" handrim, on 25" wheel is installed with spacers) | 00016 |
| <input type="checkbox"/> Ultra Grepp                                  | (24"-25")         | (24" handrim, on 25" wheel is installed with spacers) | 00017 |
| <input type="checkbox"/> Max Grepp                                    | (24"-25")         | (24" handrim, on 25" wheel is installed with spacers) | 00834 |
| <input type="checkbox"/> Ergo Para                                    | (24")             |   | 00632 |
| <input type="checkbox"/> TOP FRICTION                                 | (24"-25")         | (24" handrim, on 25" wheel is installed with spacers) | 11023 |
| Oval countour with a rubber insert                                    |                   |   |       |
| <input type="checkbox"/> NOVA H                                       | (24"-25")         | (24" handrim, on 25" wheel is installed with spacers) | 11025 |
| Ergonomic black profile   |                   |   |       |
|   |                   |   |       |
| <input type="checkbox"/> SURGE LT                                     | (25")             | Oval countour with a rubber insert                    | 06427 |
| <input type="checkbox"/> Quad (24")                                   | (24")             |   | 00693 |
| <input type="checkbox"/> Silicon cover for standard aluminium handrim |                   | Available for measures (22" - 24" - 26")              | 04050 |

|  |  |  |       |
|--|--|--|-------|
| <b>Wheel locks</b>   |  |  |       |
| <input checked="" type="checkbox"/> Bent lever push to lock      |  |   |       |
| <input type="checkbox"/> Straight lever Push to lock             |  |   |       |
| <input type="checkbox"/> Straight lever Pull to lock             |  |   |       |
|  |  |  |       |
| <input type="checkbox"/> Sport brake                             |  |   | 06428 |
|  |  |  |       |
| <input type="checkbox"/> Brake with extension lever push to lock |  |   | 01949 |
| <input type="checkbox"/> Brake with extension lever pull to lock |  |  | 03372 |

|   |   |   |       |
|---|---|---|-------|
| <b>Armrests</b>   |   |   |       |
| <input type="checkbox"/> Swing away armrests                                    | (Swing away, removable and height adjustable armrest) |  | 00694 |
|   |   |   |       |
| <input type="checkbox"/> Removable armrest with carbon-fiber straight sideguard |   |  | 09079 |

|  |  |  |       |
|--|--|--|-------|
| <b>Accessories</b>   |  |  |       |
| <input type="checkbox"/> Pad for front frame protectors              |  |  | 07058 |
| <input type="checkbox"/> Backrest-seat connection cloth              |  |  | 10241 |
| <input type="checkbox"/> Removable storage bag (with quick coupling) |  |  | 09811 |

|   |  |   |       |
|---|--|---|-------|
| <b>Optional 1</b>                                       |  |   |       |
| <b>Only one optional devices for side can be chosen</b> |  |   |       |
| <input type="checkbox"/> Transit wheels                 | Exclude the installation of Anti-tippers   |  | 03290 |
| <input type="checkbox"/> Anti-tipper with rapid hookup  | Exclude the installation of Transit wheels (inside rotation to reduce the encumbrance) |  | 06821 |
|   | <input type="checkbox"/> Right   |   | 06822 |
|   | <input type="checkbox"/> Left  |   |       |

|   |  |   |       |
|---|--|---|-------|
| <b>Optional 2</b>                                   |  |   |       |
| <input type="checkbox"/> Push handles for companion | (Removable and height adjustable)      |  | 03645 |
| <input type="checkbox"/> Tetraclip                  | (Quick release axle for quadriplegic)  |   | 03947 |
| <input type="checkbox"/> Safety pelvic belt         |  |   | 03972 |
| <input type="checkbox"/> Lumbar support             | (to insert in the backrest upholstery) |   | 00013 |
| <input type="checkbox"/> Swing away lateral support | <input type="checkbox"/> Right         |  | 02097 |
| Not available with:                                 | <input type="checkbox"/> Left          |   | 02098 |
| Posture backrest PHYSIO - Posture backrest A I R    |  |   |       |
| <input type="checkbox"/> Spoke guards Black         | (22"-24")                              |   | 01043 |
| <input type="checkbox"/> Spoke guards Transparent   | (22"-24")                              |   | 00835 |
| <input type="checkbox"/> Spoke guards Progeo design | (22"-24")                              |   | 00019 |
| <input type="checkbox"/> Spoke guards Dragon        | (22"-24")                              |   | 02106 |




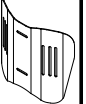
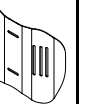


|   |  |  |       |
|---|--|--|-------|
| <b>Additional Kit</b>                             |  |  |       |
| <input type="checkbox"/> 24" Off-road rear wheels | Off-Road tyre - aluminium handrim (black colour) |  | 03378 |
| <input type="checkbox"/> 24" FAT rear wheels      | FAT tyre 3" - aluminium handrim (black colour)   |  | 09357 |

Date ..... Order ..... English User name ..... Address .....





**PHYSIO - Posture backrest - Std. Backrest upholstery not provided**

Removable with quick release  
Suitable for tubes with diameter 18÷26mm  
Depth adjustment (4cm)  
Angle adjustment (±18°)

**AIR** Carbon shell  
not available for seat width 48

| BACKREST HEIGHT  | 28  | 34   | 40  |   |   |   |
|--|---|--|---|---|---|---|
| Shell's shape<br><br>7,5 cm | Lateral retaining wing A=high - R=regular   |  |   |   |   |   |
|  | A   | R  | A   | R   | A   | R   |
|  |  |  |  |  |  |  |
|  | <input type="checkbox"/>  | <input type="checkbox"/>   | <input type="checkbox"/>  | <input type="checkbox"/>  | <input type="checkbox"/>  | <input type="checkbox"/>  |

**POSTURE** Aluminum shell

| BACKREST HEIGHT  | 34   | 40  | 52  |
|--|--|---|---|
| Shell's shape<br><br>7,5 cm | Lateral retaining wing B=regular   |   |   |
|  | R  | R   | R   |
|  |  |  |  |
|  | <input type="checkbox"/>   | <input type="checkbox"/>  | <input type="checkbox"/>  |

**Configuration DEEP with side support PAD (height adjustable)**

Alluminum lateral with padded, breathable upholstery.



| Small (h 13cm)  | Large (h 20cm)  |
|---|---|
|  |  |
| <input type="checkbox"/> Right 10272  | <input type="checkbox"/> Right 10273  |
|  |  |
| <input type="checkbox"/> Left 10272   | <input type="checkbox"/> Left 10273   |
| £ 25  | £ 25  |

**SWING AWAY - Lateral support**

Fixing and adjustment hardware complete with protection sleeve  
Alluminum lateral with padded, breathable upholstery.

Large (18x12) 05647  
 Small (14x9) 05643  
 Lateral support extension Quantity (number pcs)..... 10271  
 Lateral support extension Quantity (number pcs).....  
 Small (14x9) 05642  
 Large (18x12) 05646

Headrest adjustable - Double ball mounting system



Available only with backrest Physio  
Not available for backrest Physio AIR carbon shell

Large (34x14) 05648  
 Small (28x14)

